

RONDO' 40

Design · Tulczinsky



TOP | 1

MARMOREFLEX®

Vetro Marmo
Marble glass



MATERIAL SHEET-D

LEGNOREFLEX®

Vetro Legno
Wood glass



sp./thick 10+4 mm.
filo Wing/Wing edge



Ebano Chiaro
Light Ebony



Ebano Scuro
Dark Ebony



Noce Canaletto
Canaletto Walnut



Palissandro Santos
Santos Rosewood

BASE | 2

Metallo
Metal



100M Bronze
100M Bronze



104M Ottone satinato
104M Satin Brass

finitura/finish



105M Ottone Dark sat
105M Satin Dark Brass



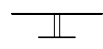
101M Titanium satinato
101M Satin Titanium

H 32

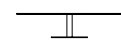
H 45

H 55

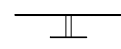
32
12"19/32



32
12"19/32



32
12"19/32



45
17"23/32



45
17"23/32



45
17"23/32



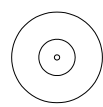
55
21"21/32



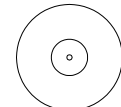
55
21"21/32



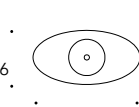
ø120
47"1/4



ø140
55"1/8



70
27"9/16



140
55"1/8

ø40
15"3/4



ø80
31"1/2



ø100
39"3/8



ø40
15"3/4



ø60
23"5/8

