


PRISMA STEEL CONSOLE

Design · Riccardo Lucatello



A MURO/ WALL FIXING



AUTOPORTANTE/ FREESTANDING

1

2


1

2

3

TOP | 1

Vetro Glass
sp./thick 12 mm.
filo lucido/polished edges



Tasparente
Transparent

MARMOREFLEX*

Vetro Marmo
Marble glass



sp./thick 10+3 mm.
filo Wing/Wing edge



MATERIAL SHEET-D

LEGNOREFLEX*

Vetro Legno
Wood glass



sp./thick 10+3 mm.
filo Wing/Wing edge




MATERIAL SHEET-D

Bevel wood laccato opaco
Matt lacquered bevel wood



sp./thick 40 mm.



02 Latte 17 Fumo 25 Hennè

Bevel wood legno
Bevel wood



sp./thick 40 mm.



Noce canaletto
Canaletto
walnut

Rovere hennè
Oak wood
Hennè

Rovere Miele
Oakwood
Miele

BASE | 2

Metallo
Metal



100M Bronze 104M Ottone satinato
100M Bronze 104M Satin brass



105M Ottone dark satin 101M Titanium satinato
105M Satin dark brass 101M Satin titanium



109M Acciaio graffiato 108M Grafite
109M Steel 108M Graphite

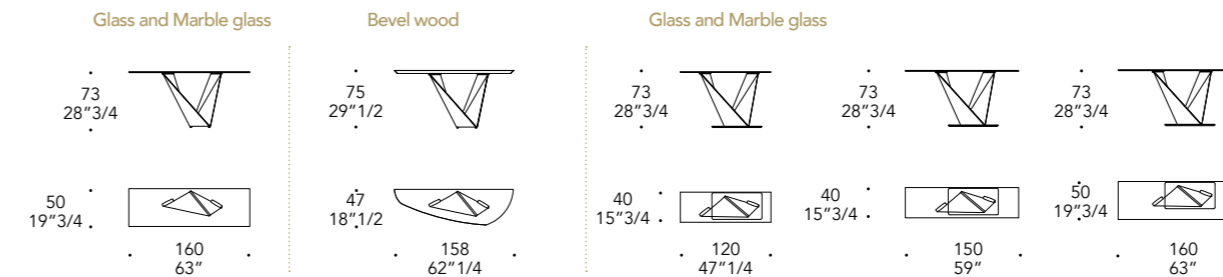
finitura/finish

**ZOCCOLO
PLINTH | 3**

Vetro
Glass



Specchio Bronzo Specchio fumè
Bronze mirror Smoked mirror



fissaggio a muro wall fixing

auto portante free standing