

# TAU 40 STEEL

Design · Riccardo Lucatello




## TOP | 1

Legno in tinta con la base con inserto vetro verniciato o acidato  
Wood in the same colour of base with lacquered or etched glass insert



sp./thick 40 mm.



02 Latte

17 Fumo



19 Nero Beluga

25 Hennè

## MARMOREFLEX®

Legno in tinta con la base con inserto in vetro Marmo  
Wood in the same colour of base with Marble glass insert



MATERIAL SHEET-D




sp./thick 40 mm.

## LEGNOREFLEX®

Legno in tinta con la base con inserto in legno Marmo  
Wood in the same colour of base with Wood glass insert



sp./thick 40 mm.



Ebano Chiaro  
Light Ebony

Ebano Scuro  
Dark Ebony



Noce Canaletto  
Canaletto Walnut

Palissandro Santos  
Santos Rosewood

## BASE | 2



100M Bronze  
100M Bronze

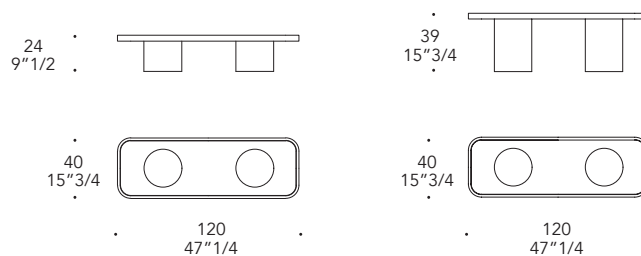
104M Ottone satinato  
104M Satin Brass





101M Titanium satinato  
101M Satin titanium

105M Ottone dark satinato  
105M Satin dark Brass

New dimensions 2020



Only cylinder



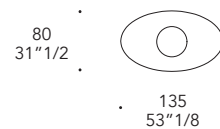
Round ø60



Square 60x60



Oval 80x135




Round ø80




Square 80x80



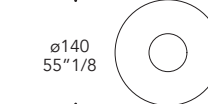

Round ø120



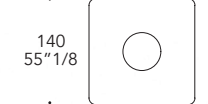
Square 120x120



Round ø140



Square 140x140



Sovrapposto piattaforma Segno  
Overlaid Segno platform

