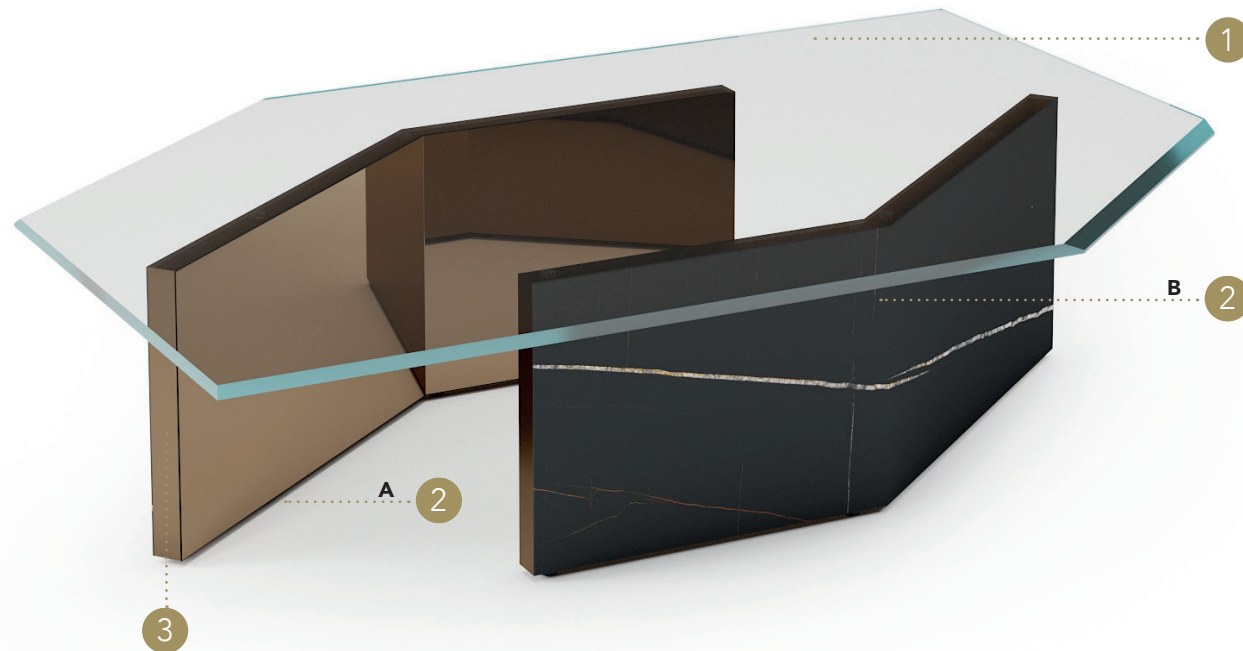



CUBITUM 40

Design · Riccardo Lucatello




Coffee table sp. base/base thick 50 mm.

Side table sp. base/base thick 32 mm.



TOP | 1

Vetro
Glass
sp./thick 15 mm.
bisello/bevel 35 mm.



Extrachiaro
Extra clear

Vetro verniciato
Painted glass



105M Ottone dark satinato
105M Satin dark Brass

BASE | 2

A - Interno in
Interior in:

Vetro
Glass



Specchio Bronzo
Bronze mirror

B - Esterno in
External in:

MARMOREFLEX®
Vetro Marmo
Marble glass



MATERIAL SHEET-D

BORDO EDGE | 3

Legno
Wood



100M Bronze
100M Bronze

ZOCCO PLINTH (MOD.1 - MOD.2) | 4

Metallo
Metal

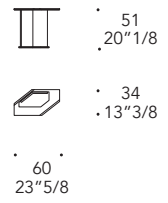
sp./thick 10 mm.



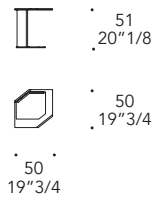
100M Bronze
100M Bronze

Side table


Mod. 1



Mod. 2

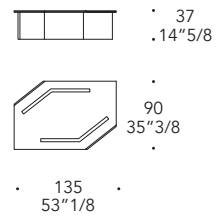


Bisello 35 mm
35 mm bevel

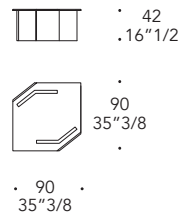


Coffee table

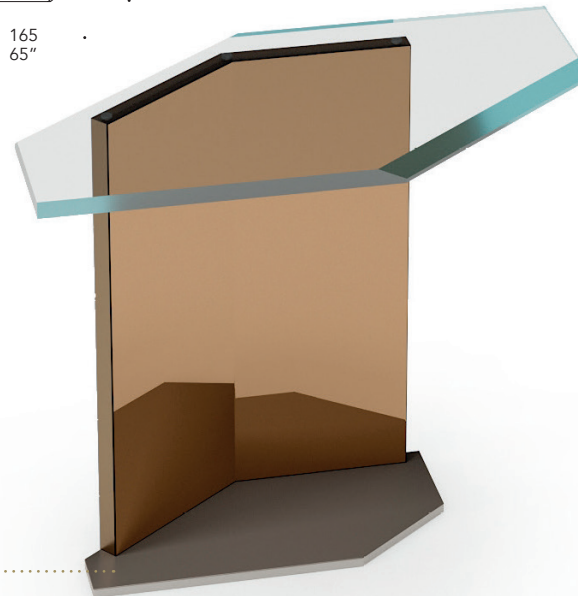
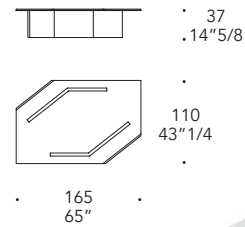
Mod. 3



Mod. 4



Mod. 5



4

